



ASSA ABLOY

Entrance handles



Contents

Features and Specifications	3
Entrance Handle Designs	4 - 5
Specification Service	7
Product Maintenance	7

Lockwood® Entrance Handles are constructed using the finest materials to incorporate the maximum standards in style, durability, finish and design.

Style & Variety

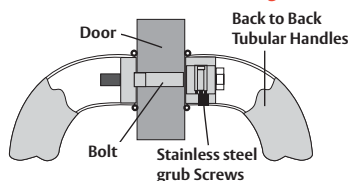
Combining fit for purpose with the epitome of style, the Lockwood Entrance Handles range represents a comprehensive collection of high quality back to back handles.

Five designs, ranging from the classic to the contemporary, have been selected to compliment the evolving style requirements of both residential and commercial markets.

Application

Lockwood Entrance Handles are suitable for use on timber or aluminium frame as well as glass doors; making them the ideal choice for commercial, industrial and residential applications.

Multi Fix - Timber, aluminium or glass doors



Packaging For Various Doors

Each Lockwood Entrance handle comes supplied with spigots to suit 10 – 12mm thick glass doors as well as spigots to suit aluminium and timber doors up to 50mm thick.


Materials

All Lockwood Entrance Handles contained in this catalogue are of 304 grade stainless steel construction suitable for use in external environments.

Standard Finishes

Satin Stainless Steel

SSS



Entrance Handles

Model No: 142-4

Article Number: 123100-90000-630
Product Description: 142-4 Lockwood Back to Back Entrance Handles 450mm SSS
Finish: SSS - Satin Stainless Steel

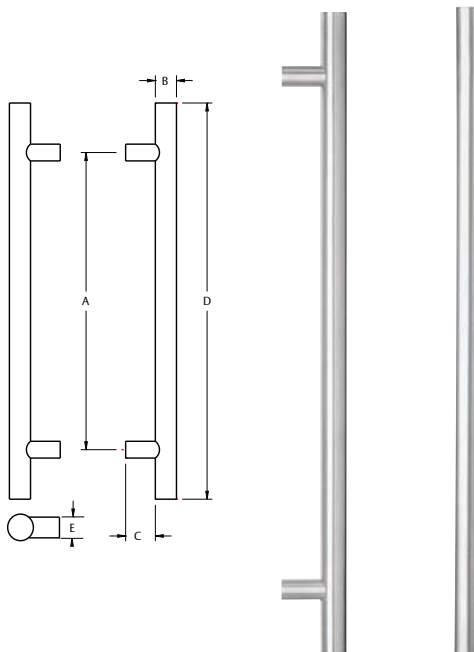
Model No: 142-6

Article Number: 123100-90100-630
Product Description: 142-6 Lockwood Back to Back Entrance Handles 600mm SSS
Finish: SSS - Satin Stainless Steel

Dimensions

	A	B	C	D	E
142-4	450mm	32mm	45mm	600mm	25mm
142-6*	600mm	32mm	45mm	750mm	25mm

* Pictured



Model No: 144-4

Article Number: 123100-90200-630
Product Description: 144-4 Lockwood Back to Back Entrance Handles 450mm SSS
Finish: SSS - Satin Stainless Steel

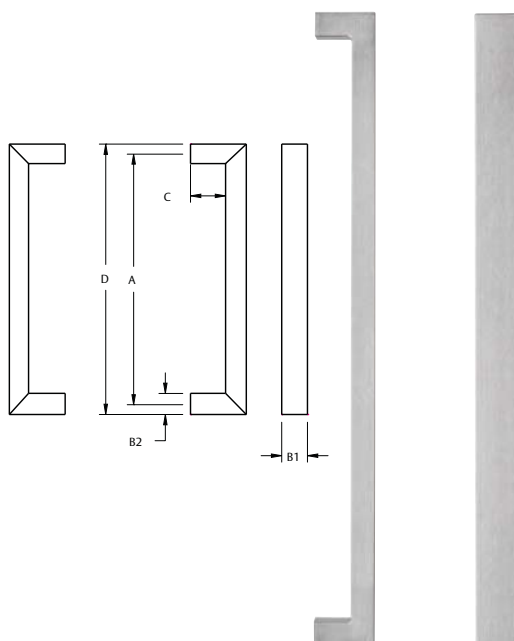
Model No: 144-6

Article Number: 123100-90300-630
Product Description: 144-6 Lockwood Back to Back Entrance Handles 600mm SSS
Finish: SSS - Satin Stainless Steel

Dimensions

	A	B1	B2	C	D
144-4	450mm	38mm	25mm	60mm	475mm
14-6*	600mm	38mm	25mm	60mm	615mm

* Pictured



Model No: 145-3

Article Number: 123100-90400-630
Product Description: 145-3 Lockwood Back to Back Entrance Handles 375mm SSS
Finish: SSS - Satin Stainless Steel

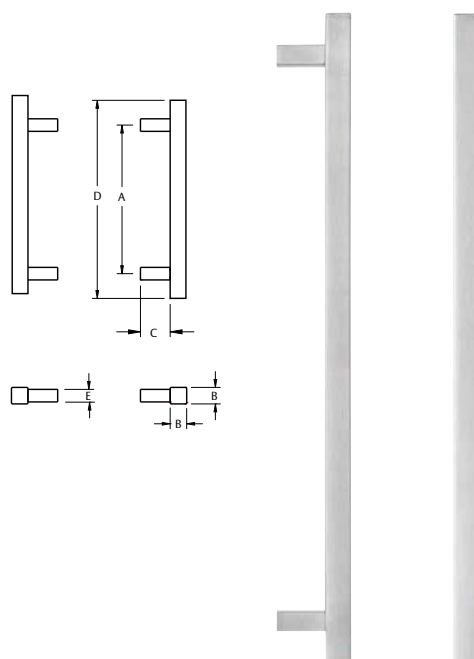
Model No: 145-5

Article Number: 123100-90500-630
Product Description: 145-5 Lockwood Back to Back Entrance Handles 525mm SSS
Finish: SSS - Satin Stainless Steel

Dimensions

	A	B	C	D	E
145-3	375mm	25mm	45mm	450mm	19mm
145-5*	525mm	25mm	45mm	600mm	19mm

* Pictured



Model No: 146-4

Article Number: 123100-90600-630
Product Description: 146-4 Lockwood Back to Back Entrance Handles 450mm SSS
Finish: SSS - Satin Stainless Steel

Model No: 146-6

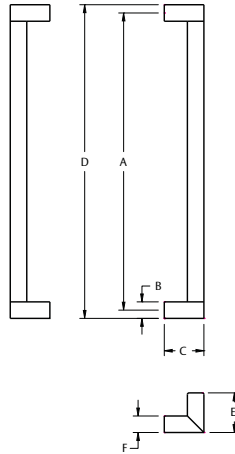
Article Number: 123100-90700-630
Product Description: 146-6 Lockwood Back to Back Entrance Handles 600mm SSS
Finish: SSS - Satin Stainless Steel

146

Dimensions

	A	B	C	D	E	F
146-4	450mm	25mm	60mm	475mm	60mm	25mm
146-6*	600mm	25mm	60mm	625mm	60mm	25mm

* Pictured



Model No: 192-4

Article Number: 123100-90800-630
Product Description: 192-4 Lockwood Back to Back Entrance Handles 450mm SSS
Finish: SSS - Satin Stainless Steel

Model No: 192-6

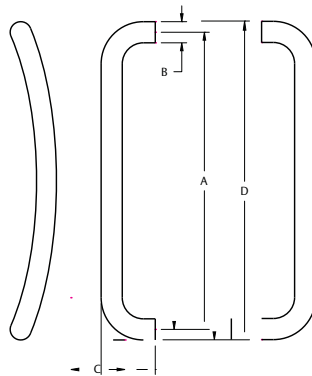
Article Number: 123100-90900-630
Product Description: 192-6 Lockwood Back to Back Entrance Handles 600mm SSS
Finish: SSS - Satin Stainless Steel

192

Dimensions

	A	B	C	D
192-4	450mm	32mm	80mm	482mm
192-6*	600mm	32mm	80mm	632mm

* Pictured



ASSA ABLOY



Specification Service

For all Architectural hardware specification assistance refer to your local ASSA ABLOY Sales Office.

A fully comprehensive, obligation free, Architectural Door Hardware specification can be prepared by Architectural Hardware Representatives.

Cleaning

Care should be taken during construction/ refurbishment to ensure that paint, thinners, mortar or cement splashes are carefully removed from locks, furniture and hardware. Removal of these splashes with strong cleaning agents or scourers should be avoided.

Dirt and grime should be regularly removed with a soft damp cloth. A solution of mild soap and water may be required. Surfaces should be dried.

Disclaimer

Whilst every effort has been made to ensure that the information contained in this catalogue is accurate at the time of publication, ASSA ABLOY recommends that you consult ASSA ABLOY or its agents prior to placing an order to ascertain current information on specific products, as ASSA ABLOY reserves the right to make changes without notice. ASSA ABLOY will not be liable for any injury, loss or damage whatsoever, arising from any errors or omissions in the information contained in the catalogue or arising from the use or application of the information contained herein. This catalogue does not constitute an offer for the sale of any particular product.



ASSA ABLOY

ASSA ABLOY is the global leader in door opening solutions, dedicated to satisfying end-user needs for security, safety and convenience.

ASSA ABLOY Singapore

152 Ubi Avenue 4,
03-02 Armorcoat
Technologies Building,
Singapore 408826

Telephone +65 6880 0000
Facsimile +65 6880 0500

ASSA ABLOY Thailand

5th Floor, 1919
Preecha Group Building,
Pattanakarn Road,
Suanluang, Suanluang,
Bangkok 10250,
Thailand

Telephone +66 2 722 7371
Facsimile +66 2 7227375

ASSA ABLOY Malaysia

No. 14 Jalan Wan Kadir 1,
Taman Tun Dr.
Ismail, 60000
Kuala Lumpur,
Malaysia

Telephone +60 3 7725 3888
Facsimile +60 3 7725 8333

ASSA ABLOY India

B-206, 2nd Floor
Universal Business Park
Off Saki Vihar Road
Kamani Oil Mills Road
Andheri (East) Mumbai
India 400072

Telephone +91 22 40051380
Facsimile +91 22 40051383

ASSA ABLOY Philippines

15/F Unit 1505
World Trade Exchange Bldg
215 Juan Luna Street
Binondo, Manila
Philippines 1006

Telephone +632 2442 890
Facsimile +632 2442 889

Middle East

P.O Box 283280,
Dubai
United Arab Emirates

Telephone
+971 (0) 50 714 0751
Facsimile
+971 (0) 4 421 7349

Export Enquiries

ASSA ABLOY Australia
Export Department
235 Huntingdale Road
Oakleigh, Victoria 3166
Australia

Telephone +61 3 8574 3888